

# 1.3

## Safety luminaires - Indoor

### Micropoint 2 Surface

1



- Versatile multi functional use (escape and open area anti-panic)
- IP44 ingress protection suitable for bathrooms and wet environment
- First fix base for ease of installation
- 60,000 hour life LED for reduced maintenance

#### Light Source:

1 x 1 W LED

Micropoint 2 Surface is a high performance surface mounted emergency luminaire utilising the latest LED and optic technology to provide an unobtrusive, high quality and high performance luminaire for indoor use.

#### Materials:

Luminaire Enclosure  
Polycarbonate  
Battery - Ni-Cd

The innovative optic design used in the Micropoint 2 utilises light efficiently from the LED to provide a uniform distribution in either an escape route or open area anti-panic emergency lighting. Preset light levels can be adjusted in maintained mode to operate as a security light, adjustable using a touch sensitive button on the luminaire fascia.

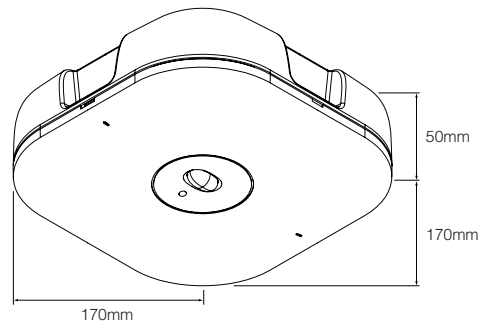
#### Installation:

Flush & Surface mount  
20mm Conduit entry on all four sides  
BESA box entry on base

The use of LEDs, automatic testing and monitoring devices (CGLine+) significantly reduce the operating and maintenance costs of the installation.

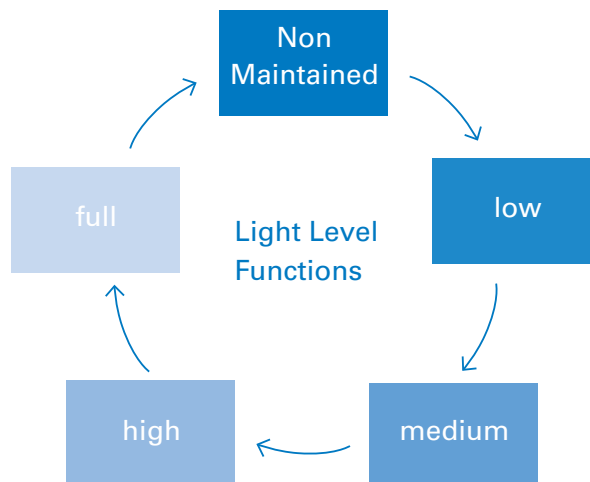
#### Operation:

Self-contained Maintained luminaire can be operated in Non-Maintained mode  
Can be used as security light with 4 pre-set light levels



#### Applications:


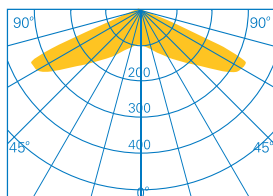
Healthcare, Hotels, offices, cinemas, theaters, museums, commercial centers



Preset light levels can be adjusted in Maintained mode to operate as security light, adjustable using touch sensitive button on luminaire fascia.



Open area anti-panic



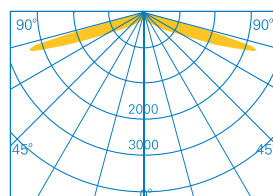
Open area (Symmetric)

Mode	Mount height (m)	Lux level directly under	Open area 1 Lux min			
Self contained						
	02.50	01.70	04.30	09.40	04.30	09.40
	02.80	01.40	03.30	09.30	03.30	09.30
	03.00	01.20	03.20	09.20	03.20	09.20

Open (anti-panic) area 0.5 Lux min

Mode	Mount height (m)	Lux level directly under	Open (anti-panic) area 0.5 Lux min			
Self contained						
	02.50	01.70	05.30	10.50	05.30	10.50
	02.80	01.40	05.70	11.50	05.70	11.50
	03.00	01.20	05.90	12.20	05.90	12.20
	04.00	00.67	04.90	12.50	04.90	12.50

Escape route



Escape optic (Asymmetric)

Mode	Mount height (m)	Lux level directly under	Escape route 2m wide, 1 Lux min			
Self contained						
	02.50	02.70	-	-	07.50	16.60
	02.80	02.20	-	-	08.10	18.10
	03.00	01.90	-	-	08.30	19.10

Order code Description

Order code	Description	Power	Lumen	Life	Battery	Maintenance
MP2SO3H	Micropoint2 Surface Open Area	3.6VA/2.5W-6.9VA/5W	144 Lm	3h	4.8V - 2Ah Ni-Cd	Maintained / Non-Maintained
MP2SE3H	Micropoint2 Surface Escape Route	3.6VA/2.5W-6.9VA/5W	145 Lm	3h	4.8V - 2Ah Ni-Cd	Maintained / Non-Maintained
MP2SO3HIS	Micropoint2 Surface Open Area Auto-Test	3.6VA/2.5W-6.9VA/5W	144 Lm	3h	4.8V - 2Ah Ni-Cd	Maintained / Non-Maintained
MP2SE3HIS	Micropoint2 Surface Escape Route Auto-Test	3.6VA/2.5W-6.9VA/5W	145 Lm	3h	4.8V - 2Ah Ni-Cd	Maintained / Non-Maintained
MP2SO3HCGL	Micropoint2 Surface Open Area CGLine+	3.6VA/2.5W-6.9VA/5W	144 Lm	3h	4.8V - 2Ah Ni-Cd	Maintained / Non-Maintained
MP2SE3HCGL	Micropoint2 Surface Escape Route CGLine+	3.6VA/2.5W-6.9VA/5W	145 Lm	3h	4.8V - 2Ah Ni-Cd	Maintained / Non-Maintained

